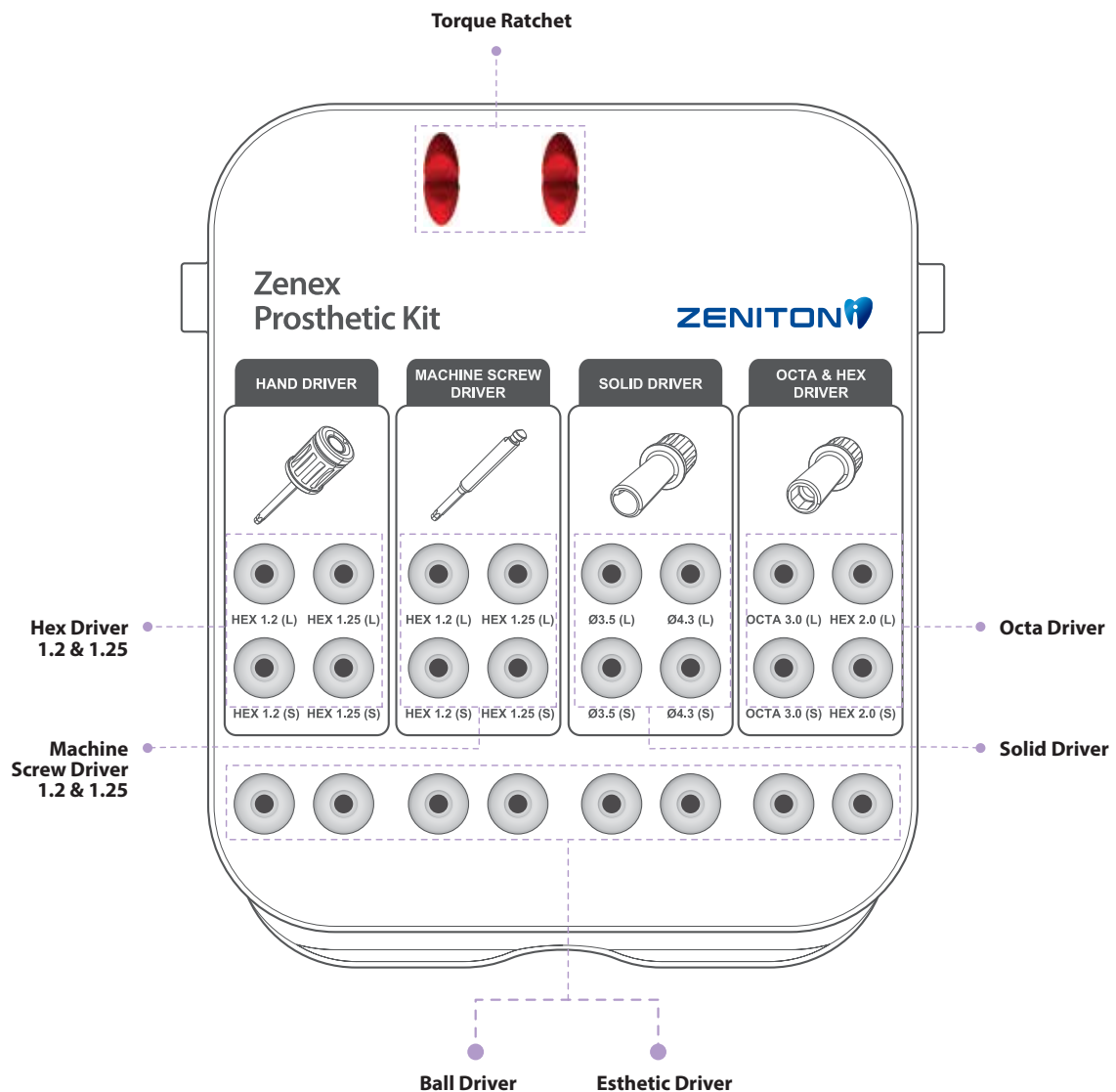


13

ZENEX  
Prosthetic Kit

# ZENEX Prosthetic, Surgical Tray and Instrument



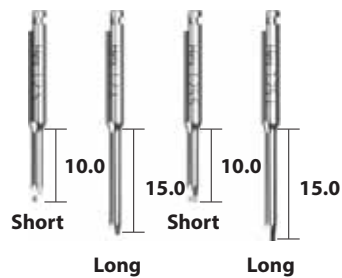
## Hex Driver 1.2 & 1.25



Hex Type	Hex1.2		Hex1.25	
Length	Short	Long	Short	Long
-	ZTHD12S	ZTHD12L	ZTHD125S	ZTHD125L

- Hex driver operated by hand
- Hex 1.2 & 1.25

## Machine Screw Driver 1.2 & 1.25



Hex Type	Hex1.2		Hex1.25	
Length	Short	Long	Short	Long
-	ZTMSD12S	ZTMSD12L	ZTMSD125S	ZTMSD125L

- Hex driver operated by implant engine
- Hex1.2 & 1.25

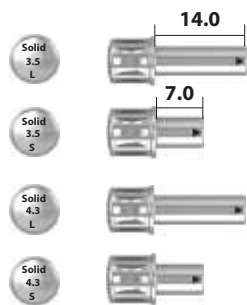
## Torque Ratchet



ZTTR
------

- Use when tightening the abutment, screw or etc.
- Pull the bar and locate to the center of bar at the wanted torque value
- Torque to tighten : 10 ~ 30Ncm or limitless
- The last line means about 40Ncm.
- Wash and sterilize after use

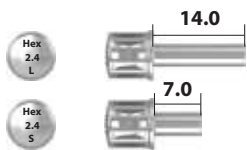
Solid Driver



Type	Solid 3.5		Solid 4.3	
Length	Short	Long	Short	Long
-	ZTSD35S	ZTSD35L	ZTSD43S	ZTSD43L

- Use only for the Simplex abutment
- Insert the Groove of Simplex abutment at the triangle mark of driver when using

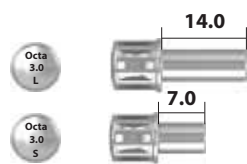
Ball Driver



Type	Hex 2.4	
Length	Short	Long
-	ZTBD24S	ZTBD24L

- Use only for Ball abutment

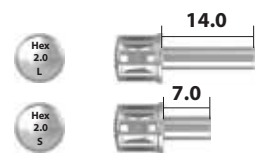
Octa Driver



Type	Octa 3.0	
Length	Short	Long
-	ZTOD30S	ZTOD30L

- Use only for Octa abutment

Esthetic Driver



Type	Hex 2.0	
Length	Short	Long
-	ZTEDI20S	ZTEDI20L

- Use only for Esthetic abutment